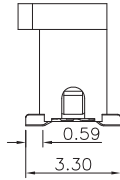
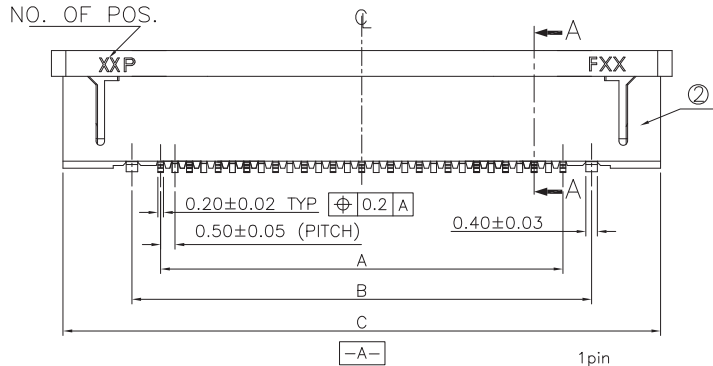
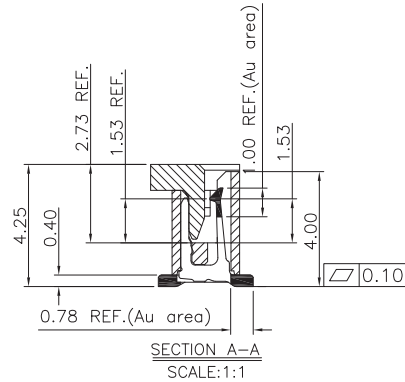
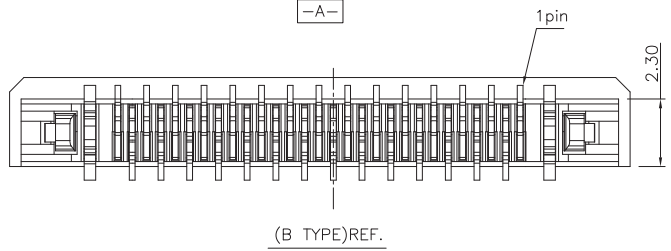


NO.	COMPONENTS	MATERIALS	SPECIFICATION:FINISH/COLOR	QTY.
1	SLIDER	GLASS FILLED PA9T, UL94V-0	BLACK	1
2	HOUSING	GLASS FILLED LCP, UL94V-0	NATURAL	1
3	ANCHOR-PLATE	BRASS, T=0.40mm	SURFACE PLATING:2~5 um Sn UNDER PLATING:1~3 um Ni	2
4	CONTACT	PHOSPHOR BRONZE, T=0.20mm	SURFACE PLATING:SEE "NOTE" UNDER PLATING:1~3 um Ni	N



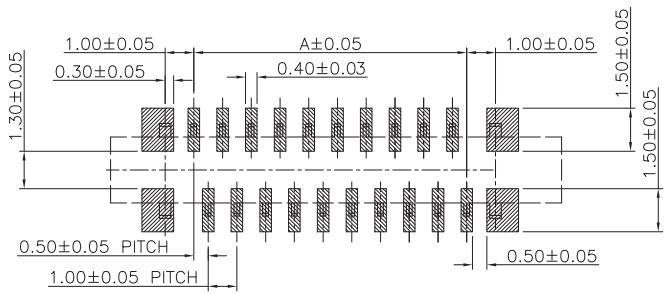
NOTE:  
1.ALL MATERIAL MUST BE COMPLY WITH GGP-001/SS-00259/RoHS.  
2.PART NO. LEGEND:  
F31A-1A7H1-110\*\*

NO. OF POSITIONS  
7H:PHOSPHOR BRONZE  
0.05um MIN Au(Au Area)  
7A:PHOSPHOR BRONZE  
2~5um Sn  
1A:LCP NATURAL  
1A:NO MYLAR(B TYPE)

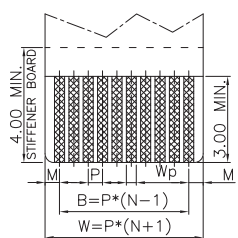


DIMENSION LIST:

No. of Pos.	A	B	C	D	No. of Pos.	A	B	C	D
4	1.50	3.50	8.30	9.10	33	16.00	18.00	22.80	23.60
5	2.00	4.00	8.80	9.60	34	16.50	18.50	23.30	24.10
6	2.50	4.50	9.30	10.10	35	17.00	19.00	23.80	24.60
7	3.00	5.00	9.80	10.60	36	17.50	19.50	24.30	25.10
8	3.50	5.50	10.30	11.10	37	18.00	20.00	24.80	25.60
9	4.00	6.00	10.80	11.60	38	18.50	20.50	25.30	26.10
10	4.50	6.50	11.30	12.10	39	19.00	21.00	25.80	26.60
11	5.00	7.00	11.80	12.60	40	19.50	21.50	26.30	27.10
12	5.50	7.50	12.30	13.10	41	20.00	22.00	26.80	27.60
13	6.00	8.00	12.80	13.60	42	20.50	22.50	27.30	28.10
14	6.50	8.50	13.30	14.10	43	21.00	23.00	27.80	28.60
15	7.00	9.00	13.80	14.60	44	21.50	23.50	28.30	29.10
16	7.50	9.50	14.30	15.10	45	22.00	24.00	28.80	29.60
17	8.00	10.00	14.80	15.60	46	22.50	24.50	29.30	30.10
18	8.50	10.50	15.30	16.10	47	23.00	25.00	29.80	30.60
19	9.00	11.00	15.80	16.60	48	23.50	25.50	30.30	31.10
20	9.50	11.50	16.30	17.10	49	24.00	26.00	30.80	31.60
21	10.00	12.00	16.80	17.60	50	24.50	26.50	31.30	32.10
22	10.50	12.50	17.30	18.10	51	25.00	27.00	31.80	32.60
23	11.00	13.00	17.80	18.60	52	25.50	27.50	32.30	33.10
24	11.50	13.50	18.30	19.10	53	26.00	28.00	32.80	33.60
25	12.00	14.00	18.80	19.60	54	26.50	28.50	33.30	34.10
26	12.50	14.50	19.30	20.10	55	27.00	29.00	33.80	34.60
27	13.00	15.00	19.80	20.60	56	27.50	29.50	34.30	35.10
28	13.50	15.50	20.30	21.10	57	28.00	30.00	34.80	35.60
29	14.00	16.00	20.80	21.60	58	28.50	30.50	35.30	36.10
30	14.50	16.50	21.30	22.10	59	29.00	31.00	35.80	36.60
31	15.00	17.00	21.80	22.60	60	29.50	31.50	36.30	37.10
32	15.50	17.50	22.30	23.10					



P.C.B LAYOUT B TYPE (REFERENCE) TOL:±0.05



APPLICABLE FPC/FFC DIMENSION  
THICKNESS:T=0.30±0.05

	FPC	FFC
M	0.5±0.05	0.5±0.05
P	0.5±0.03	0.5±0.03
B	B±0.05	B±0.05
W	W±0.07	W±0.07
Wp	0.35±0.03	0.30±0.05

△	DATE	ECR			PART NAME: FPC/FFC PH0.50 H4.25mm CONN. ZIF VERTICAL A TYPE SMT					S/C NO		TOLERANCE:		
△					PART NUMBER: F31A-1A7H1-110**							X. ±0.50	X.* ±4°	
△			APPROVAL	CHECKED	DRAWING	DRAWING NO	DATE	REV	SCALE	UNIT	NO.		.XX ±0.20	
△			Roy	Zhengxian.ye	Robin	A-S0108	120603	A	N/A	mm	1/1		.XXX ±0.10	