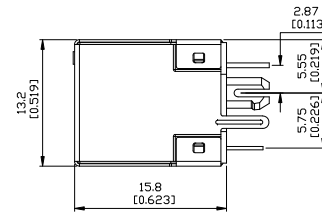
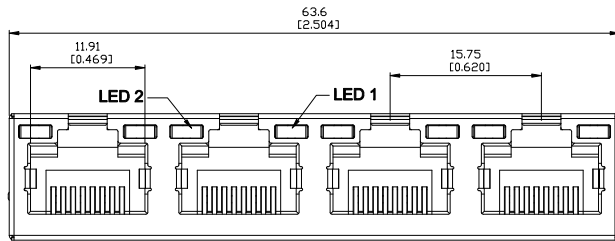


Electrical Characteristics :
 Insulation Resistance : 500MΩ Min.
 Contact Resistance : 50mΩ Max.
 Withstand Voltage : 1000 VAC 1 minute.
 Current Rating : 1.5A

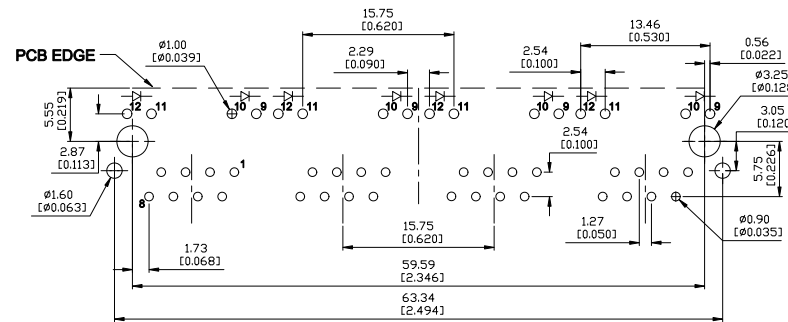
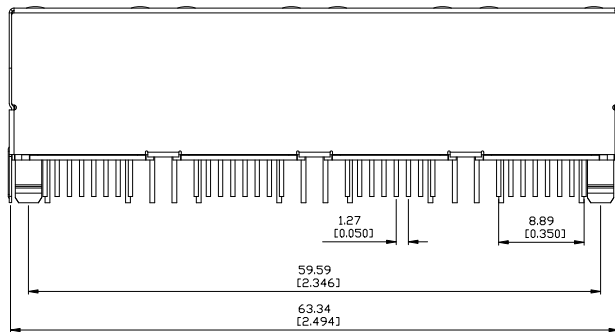
Material:

Housing: Thermoplastic UL 94V-0
 Contact : Selective Gold Plating
 Terminal: 0.35mm Thickness Phosphor Bronze
 Plated With Gold And Tin In Solder Area.
 Shielded: Brass ,Nickel Plating
 CUL File No : E215573
PART NO : 8 1 8 8 P - B * 4 * - 0



Positions
 Contacts
 Housing Color
 B : Black

Led Options
 Ports
 Gold Plated
 0 : Gold Flash
 1 : 6u"
 2 : 15u"
 3 : 30u"
 4 : 50u"



**SUGGESTED PCB LAYOUT
 TOP VIEW**

LED Color Options Table

LED Color Options		
LED 2 (Left)	LED 1 (Right)	LED DASH OPTION
No LED	No LED	0
Yellow	Green	1
No LED	Green	2
Yellow	No LED	3
Green	Yellow	4
Green	Green	5
Yellow	Yellow	6
Orange/Green	Orange/Green	7
Yellow/Green	Yellow/Green	8
Orange/Green	Yellow	9
No LED	Green/Yellow	Z
Green	Orange	A
Orange	Green	B
Green	Red	C
Red	Green	D



ZONE	REV.	DESCRIPTION	DATE	APPD.	FILE NO : 81P (SERIES)	TITLE	SHIELDED RJ45 WITH LED PCB JACK		UNIT	mm	
(A)	A.1	Withstand Voltage 500修改為1000VAC	2008-08-01	Nick	TOLERANCE(公差) : 0.000 mm ± 0.075 mm 0.00 mm ± 0.15 mm 0.0 mm ± 0.25 mm	圖名			單位	inch	
(B)						PART NO.	8188P-B * 4 * -0		SCALE	1 : 1	
(C)						REV.	A.1	DATE	2007-08-14		
(D)						版本					
(E)						CHECKED BY	Michael		DRAWN BY	David	
						審核		製圖			