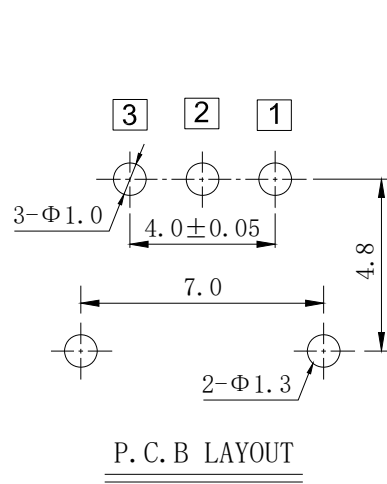
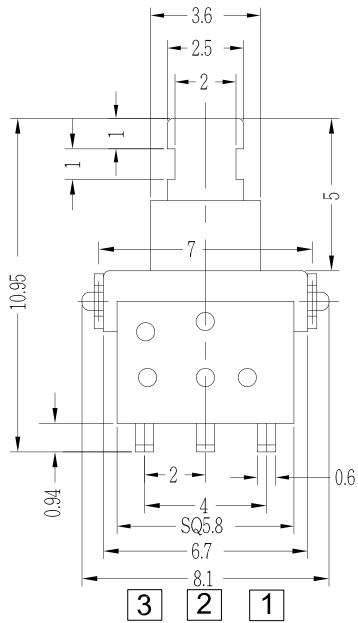


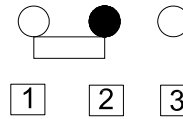
TOP VIEW



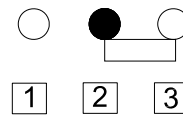
P. C. B LAYOUT

SCHEMATIC

FREE



PUSH



1. OPERATION: NON-LOCK
2. RATING : 12 V DC , 50 mA
3. CONTACT RESISTANCE : 100 mΩ MAX.
4. INSULATION RESISTANCE : 500 V DC , 100 MΩ MIN.
5. OPERATION FORCE : 250±50 gf
6. OPERATION TEMPERATURE RANGE : -20°C ~ +70°C
7. OPERATION LIFE : 50,000 CYCLES

| | | | | | | | | | | |
|-----|---------------|--------------|------|----------------|--|----------------------|------|--------------------------|------------------------|-----------|
| 8 | | | | | TOLERANCE UNLESS SPECIFIED | | | | | |
| 7 | TERMINAL | BRASS | 2 | SILVER PLATING | WITHIN 1.5mm : ±0.1mm | | | | | |
| 6 | COVER BUSHING | SUS | 1 | | OVER 1.5mm : ±0.2mm | | | | | |
| 5 | SPRING | SUS | 1 | | | ISSUE | DATE | DESCRIPTIONS OF REVISION | APPD. | |
| 4 | CONTACT | COPPER ALLOY | 1 | SILVER PLATING | | TITLE : PUSH SWITCH | | UNIT : mm | DRAWING NO. : PS058AHP | |
| 3 | BASE | NYLON | 1 | | | MODEL: PS058AHP-NR-R | | DWN. | DAVID | 2016.9.03 |
| 2 | COVER | NYLON | 1 | | | | | CHK'D | DAVID | |
| 1 | KNOB | NYLON | 1 | | | | | APPD. | STEVE | |
| NO. | PARTS | MATERIALS | Q'TY | FINISH |  CHAMPWAY 冠泰電子有限公司 CHAMPWAY ELECTRONICS CO., LTD. | | | | | |